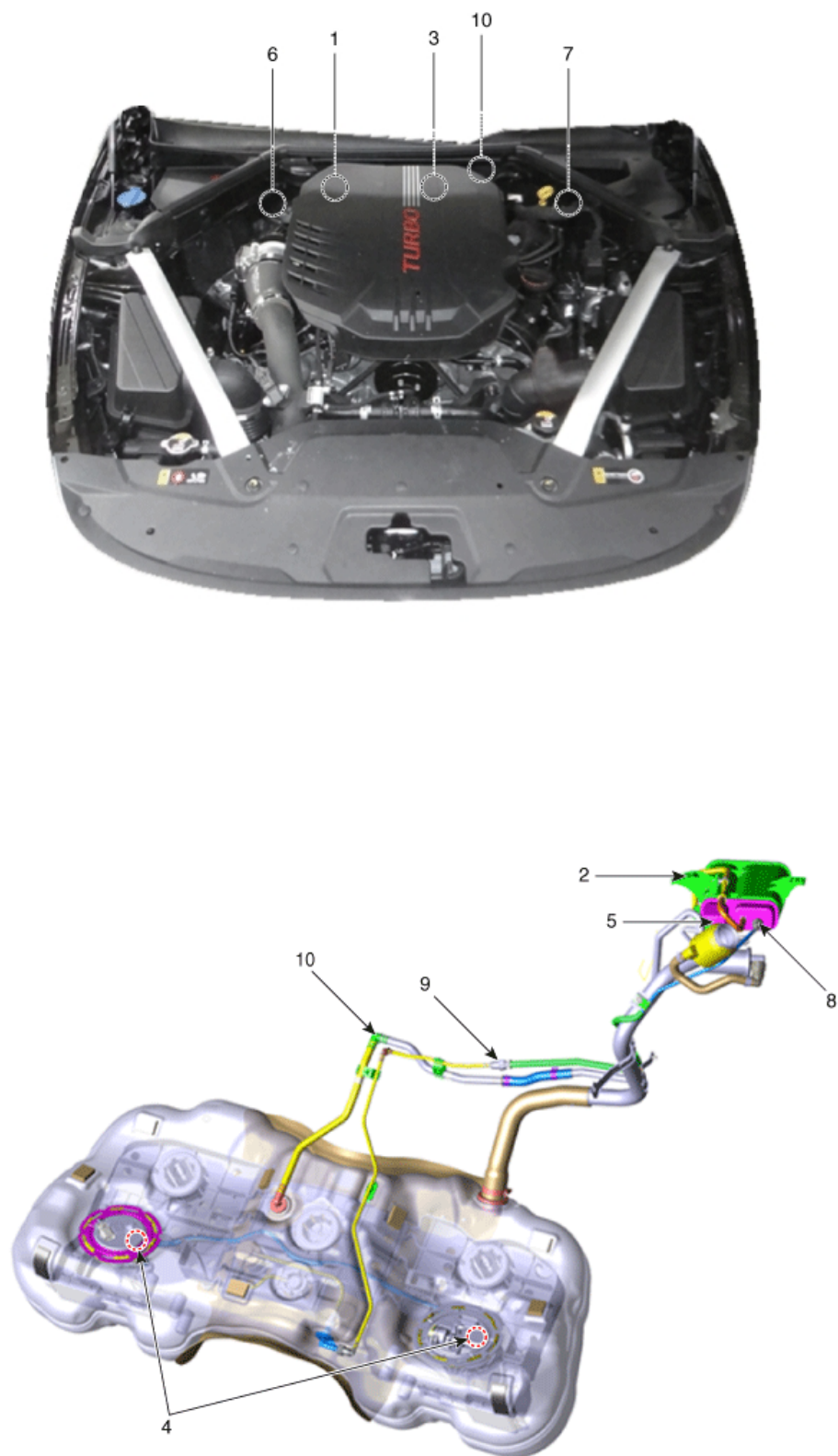


Please rate this document after reviewing at the bottom of this page.

COMPONENTS LOCATION




- 1. PCV Valve
- 2. Canister

- 6. Catalytic converter (WCC)
- 7. Catalytic converter (UCC)


- 3. Purge control solenoid valve (PCSV)
- 4. Fuel Level Sensor (FLS)
- 5. Fuel tank air filter

- 8. Vapor hose (Canister ↔ Intake manifold)
- 9. Vapor Hose (Canister ↔ Fuel Tank)
- 10. Ventilation hose (Canister ↔ Atmosphere)


1. PCV Valve




2. Canister



3. Purge control solenoid valve (PCSV)




4. Fuel Level Sensor (FLS)



5. Fuel Tank Air Filter





6. Install in the reverse order of removal. Catalytic converter (WCC, Bank 1)

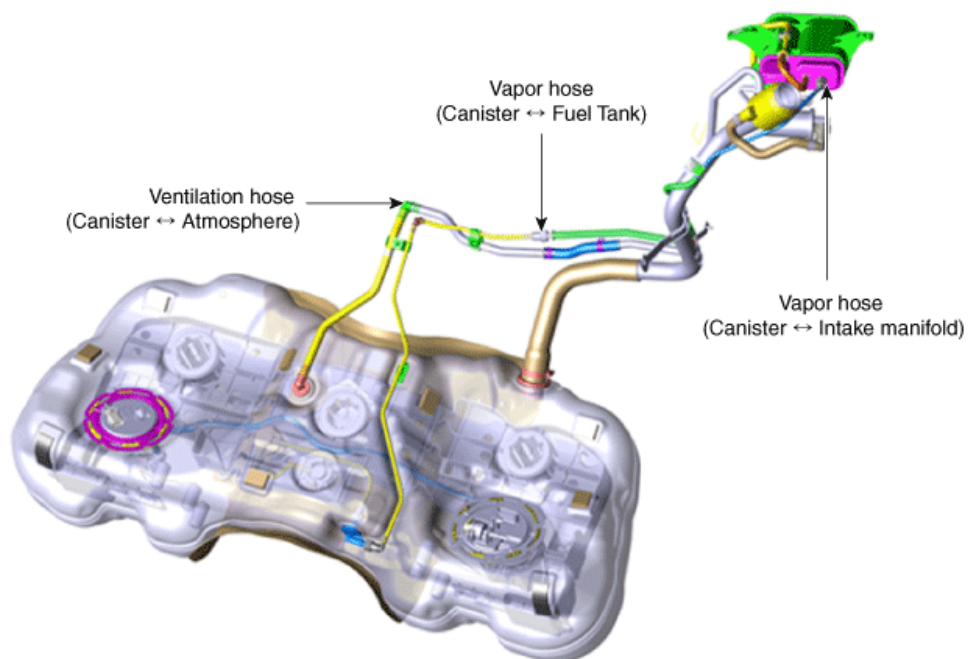


6. Install in the reverse order of removal. Catalytic converter (WCC, Bank 2)

7. Catalytic converter (UCC)



8. Vapor hose (Canister ↔ Intake manifold)
9. Vapor Hose (Canister ↔ Fuel Tank)
10. Ventilation hose (Canister ↔ Atmosphere)



*** Thanks for your cooperation for the more quality. Please surely rate this document before closing.**